

CLBX155


Quality Load Banks
at a Good Price



Rugged, lightweight aluminum construction to ensure no rusting. (optional casters and lift channels also shown)

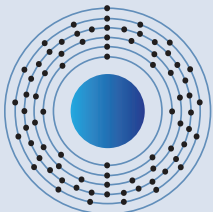
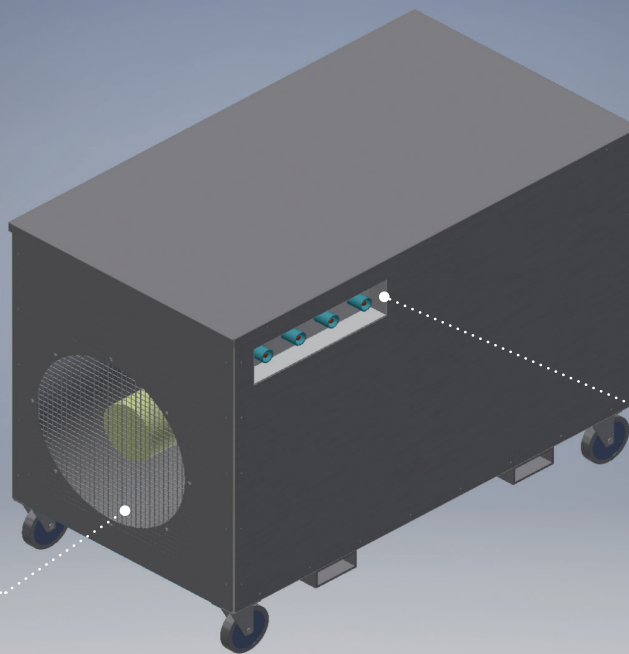
Recessed control panel with master and fan switches, step switches, digital meter and warning lamps.

Recessed auxiliary plug panel with various optional plugs shown (120V, Auto-Load-Dump, 3 ph blower)



High-performance blower to ensure that resistors do not overheat.

Recessed power connection panel with 400 amp cam-lock connectors. Optional cover not shown.



**General
Platinum**
LOAD BANKS

Pittsburgh, PA • USA
generalplatinum.com
info@generalplatinum.com

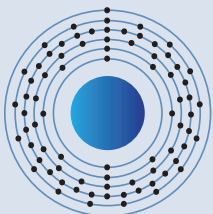


CLBX155

Quality Load Banks
at a Good Price

CERTIFICATION	Product will have the CSA label "US Field Evaluation for Electrical Products".
CONSTRUCTION	The structure is all-aluminum to ensure no corrosion. Heavy-duty skeleton frame holds panels and equipment in place.
RESISTORS	The resistors are a stainless steel alloy to ensure long-life and a minimum change in resistance from cold to hot.
SAFETY	Ground terminal is provided. Blower inlet is shielded. Thermal and air pressure cutouts ensure that equipment does not exceed permissible temperatures.
CONNECTIONS	Customer connects the power to the load bank via heavy-duty 400 amp industry-standard connectors. Auxiliary power is provided through a flanged male receptacle (option). An optional connection is via a serial port to the digital meter to record the test session.
CONTROLS	The controls are in a recessed panel to prevent accidental damage. Master switch turns the unit and the meter display on. A fan switch turns the blower on and enables the load steps. Individual step switches allow power to be added in increments. A "load-enable" switch allows the load to be set first and then instantly loaded to the generator.
OPTIONS	Available options are: 5" casters, lift channels / tie-down points, digital recording capability, auto-load-dump, 120V aux power, 3 ph aux power.
ACCESSORIES	Available accessories are: vinyl transport cover, inlet cover, exhaust cover, controls cover, camlock cover, aux power cover.

PRODUCT	KW	VOLTAGE	STEPS	DIMENSIONS
CLBZ95-SV	95	600	5/10/20/20/40	23x19x35H
CLBZ95-DV	95	600/480	5/10/20/20/40	
CLBZ95-MV	95	600/480/240/208	5/10/20/20/40	
CLBX155-SV	155	600	5/10/20/40/80	50x28x33H
CLBX155-DV	155	600/480	5/10/20/40/80	
CLBX155-MV	155	600/480/240/208	5/10/20/40/80	
CLBX255-SV	255	600	5/10/20/40/80/100	59x30x36H
CLBX255-DV	255	600/480	5/10/20/40/80/100	
CLBX255-MV	255	600/480/240/208	5/10/20/40/80/100	



**General
Platinum**
LOAD BANKS

Pittsburgh, PA • USA
generalplatinum.com
info@generalplatinum.com



CLBX155 • 11/20